

NCMA 2022 -12th International Workshop on Non-Classical Models of Automata and Applications

How can we connect to an online session?



University of Debrecen, Faculty of Informatics
August 26-27, 2022

After clicking on the *Join link* on the conference [webpage](#), the following page will appear:

Click **Open Webex** on the prompt.

If the prompt doesn't appear, click **Launch Meeting** instead.

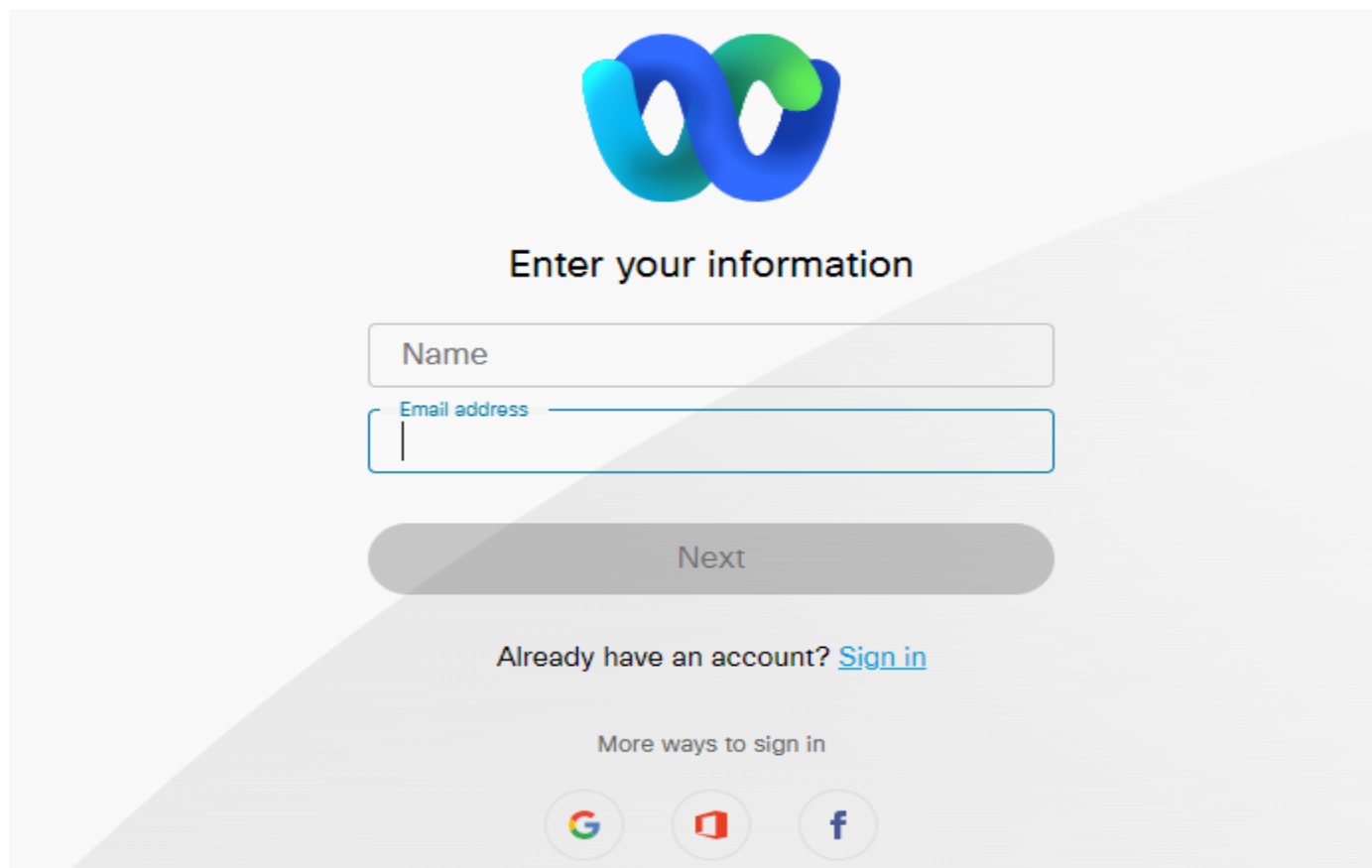
Launch Meeting


Don't have Webex? [Download it now.](#)

Having trouble with the app? [Join from your browser.](#)

Instead of opening Webex application, we would encourage you to choose the option [Join from your browser](#). You can join the session from your internet browser (preferably [Firefox](#) or [Chrome](#)) without any additional software.

On the following page, please enter your name in the form you would like to be displayed during the session and the email address that you used for the registration for the conference. (Please, ignore the prompt "Sign in".)





Enter your information




Name

Email address

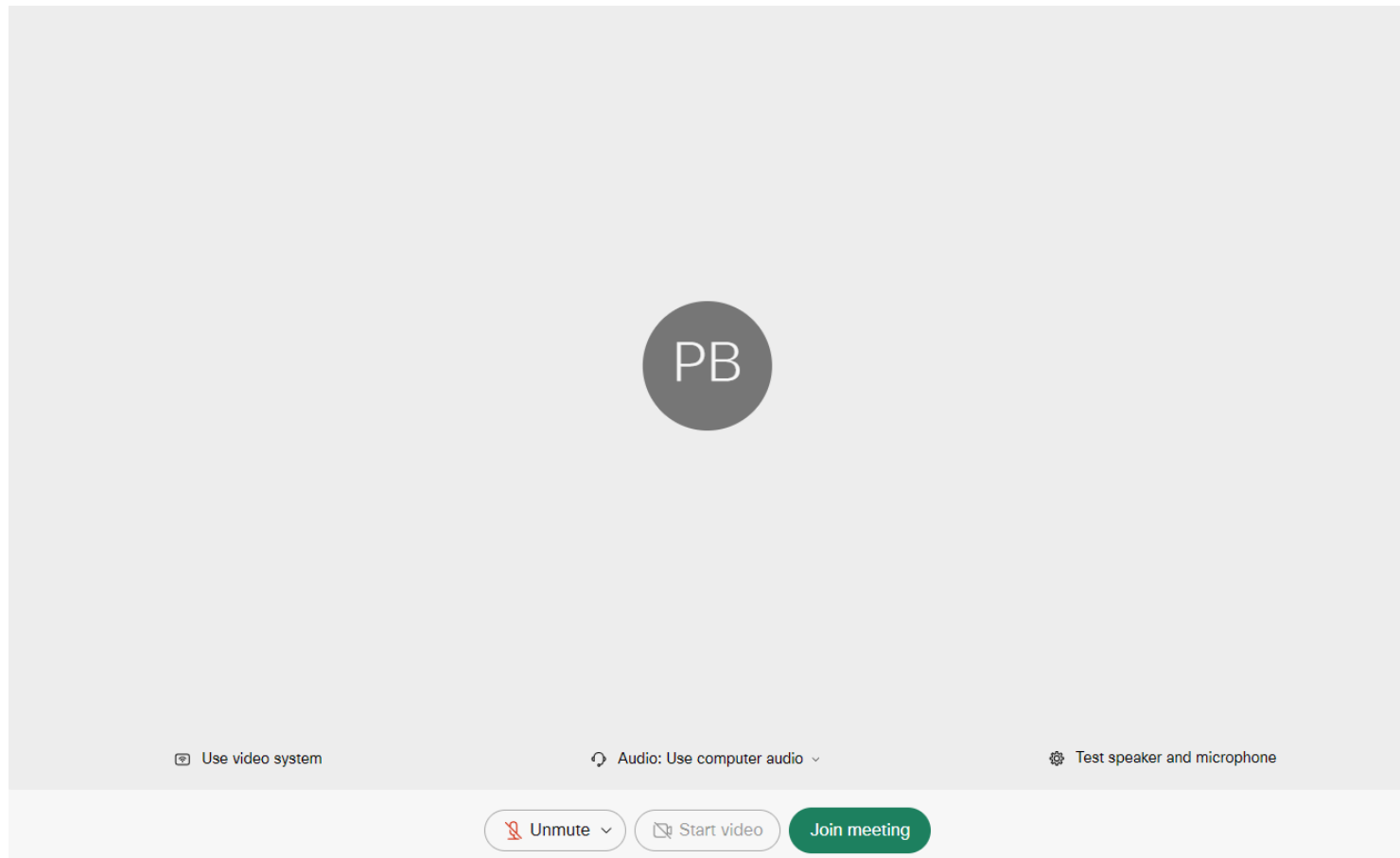
Next

Already have an account? [Sign in](#)

More ways to sign in

On this page, you are able to allow the browser to use your microphone and webcam. If you are a presenter in this session, you have to allow both.



Then you can click on the *Join meeting* button to participate in the session. After clicking on the button, you can join the session by typing in the password provided to you via email.

When it is your time to present in the session, please click the *Share* button, then the *Applications* button and choose the application you want to share with the audience (for example: Adobe Acrobat Reader or MS PowerPoint).

If you would like to use the chat, please click on the *Chat* button.

At the end of the presentation, you can stop sharing by clicking the *Share* button, then the *Stop Sharing* button.