

Authors' instructions for camera-ready paper submission

Please note the following important date:

Camera-ready paper submission: July 30, 2024

Note: If you have further questions after reading these instructions for authors, please contact toth.erszebet@inf.unideb.hu.

1. Formatting Instructions

Please adjust your final submission style according to the IEEE standard double column format. The final paper can be a maximum of 6 pages.

Please follow the formatting instructions on the IEEE templates. You have to use the same A4 and Latex templates as in the case of the original submission (see http://www.ieee.org/conferences_events/conferences/publishing/templates.html).

Concerning the Latex template be sure to use the template's conference mode. Please use the A4 format and DO NOT use the US Letter format and do not paginate your paper regarding the A4 template.

2. Copyright Notice

Before creating the PDF of your final paper, you have to add the copyright notice to the bottom of the first page of your source document (MS Word or LaTeX). PLEASE ADD the appropriate copyright notice to your paper manually. It should appear at the bottom of the left column, on the first page only.

Note that the copyright notice may be different depending on the authorship. Please select the appropriate copyright notice to add to your manuscript based on the criteria below:

For papers in which all authors are employed by the US government, the copyright notice is:

U.S. Government work not protected by U.S. copyright

For papers in which all authors are employed by a Crown government (UK, Canada, and Australia), the copyright notice is:

979-8-3503-8788-9/24/\$31.00 ©2024 Crown

For papers in which all authors are employed by the European Union, the copyright notice is:

979-8-3503-8788-9/24/\$31.00 ©2024 European Union

For all other papers the copyright notice is: **979-8-3503-8788-9/24/\$31.00 ©2024 IEEE**

Using the LaTeX IEEEtran class, the following script placed before the `\begin{document}` statement will insert the copyright notice into the adequate place.

```
\IEEEoverridecommandlockouts\IEEEpubid{\makebox[\columnwidth]{979-8-3503-8788-9/24/\$31.00~\copyright~2024 IEEE \hfill}}\hspace{\columnsep}\makebox[\columnwidth]{ }
```

3. PDF eXpress Online File Conversion/PDF Validation Tool

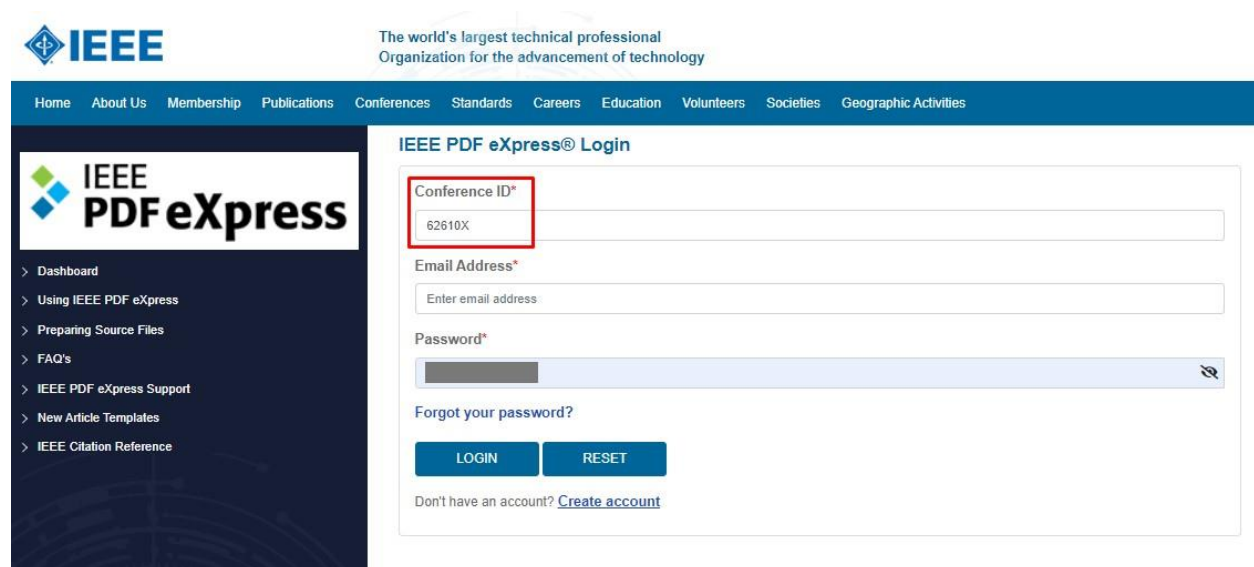
All papers submitted for publication have to meet the IEEE’s quality standards. Access to IEEE PDF eXpress site, the IEEE’s online file conversion/PDF validation tool, will assist authors in preparing suitable electronic files of their final papers. IEEE PDF eXpress helps authors to convert their papers to IEEE Xplore-compatible PDF files (conversion function) or to check their own PDF files for IEEE Xplore compatibility (PDF validation function).

Important: After using PDF eXpress, you will need to submit the IEEE Xplore-compatible PDF file of your final paper to the EasyChair conference site using the proceedings author role.

a) PDF eXpress validation:

To ensure that your paper will meet the IEEE requirements, please upload the source file (in Word or Latex) to the <https://ieeepdf-express.org/account/login> website and validate the formatting.

1. Create a PDF eXpress account using the Conference ID: **62610X**



2. Then you will receive an e-mail to activate your account.

Email Address Verified

Your email address has been successfully verified. Now you can log in to the portal.

[LOGIN](#)

3. After login you need to fill in your user profile.

IEEE PDF eXpress® User profile

Personal Information

Conference ID 62610X

Email Address [REDACTED]

First Name*

Middle Name

Last Name*

Suffix (Jr/Sr/III)

Salutation (Informal name)

Telephone Number

Fax Number

Institution (affiliation)*

Department*

Address*

Address 2

City*

State

Zip Code*

Country*

*Indicates a required field

SUBMIT

4. Create New Title:

IEEE PDF eXpress® Dashboard: 62610X

- To begin, click on the "CREATE NEW TITLE" button. You can convert 20 source files and check 10 PDF files with one Paper ID.
- Click "RELOAD" button to refresh the PDF Conversion/Validation status.
- You are encouraged to correct all content, spelling, and grammatical errors before using this service.
- After using IEEE PDF eXpress®, submit your IEEE Xplore-Compatible PDF by [REDACTED]

[RELOAD](#) [CREATE NEW TITLE](#)

Paper ID	Paper Title	Filename	Status ⓘ	PDF	Source	Action
Paper not found						

If you do not receive a PDF within 24 Hours, contact Technical Support

Progress bar with 4 steps: 1. Create Title (checked), 2. Upload File, 3. File Received Result, 4. Convert PDF. Includes a close button (X).

Paper Title*

Title of your paper

481 characters remaining

CONTINUE

Progress bar with 4 steps: 1. Create Title (checked), 2. Upload File (checked), 3. File Received Result, 4. Convert PDF. Includes a close button (X).

Drag and drop or [Browse](#) files to upload

BACK CONTINUE

If you submitted a file for conversion, a PDF will be sent to you shortly via email. This PDF will also be available through your account. In addition, you will receive an email confirming receipt of your source file or archive.

File Detail	
File name:	[REDACTED].pdf
Size in bytes:	[REDACTED]
Content type:	application/pdf

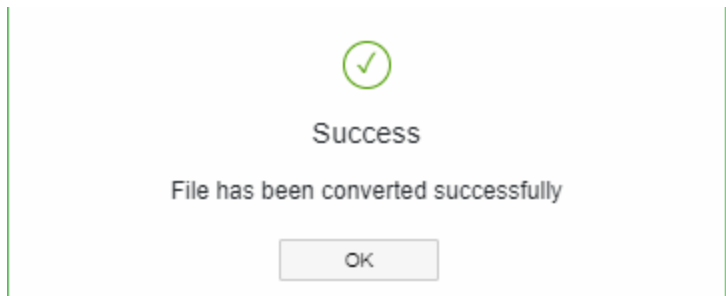
If you do not receive a PDF within 24 Hours, contact [Technical Support](#)

CONTINUE

Here you will receive an e-mail immediately.

Validating Pdf...

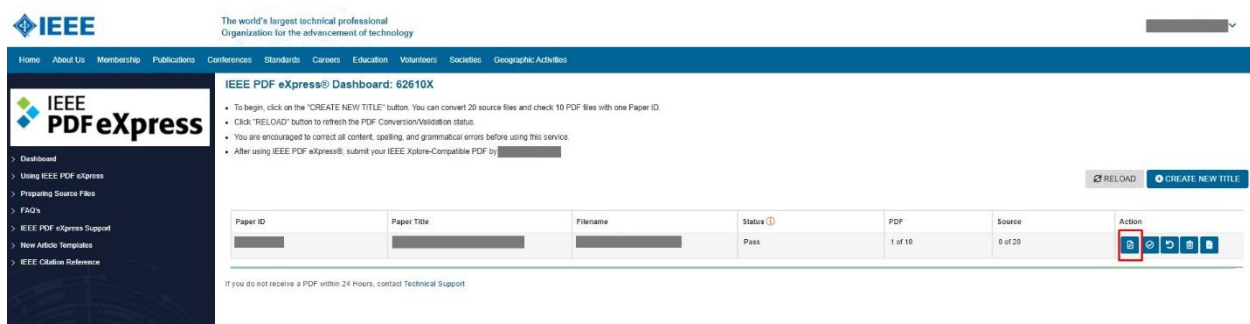
The PDF validation will take for a while, then finally you will receive the following notification.



You will receive an e-mail with the attached PDF.



However you can download the PDF from the IEEE PDF eXpress site as well.



b) If you would like to create your own PDF file, please change the setting on your PDF distiller to ensure your paper meets IEEE PDF specifications. Basic PDF distiller settings MUST be changed to:

- Optimized,

- Acrobat 5.0 compatibility,
- ALL graphics at least 300 dpi resolution (higher is preferred),
- ALL fonts MUST be embedded and subset,
- Postscript settings DO NOT override distiller settings

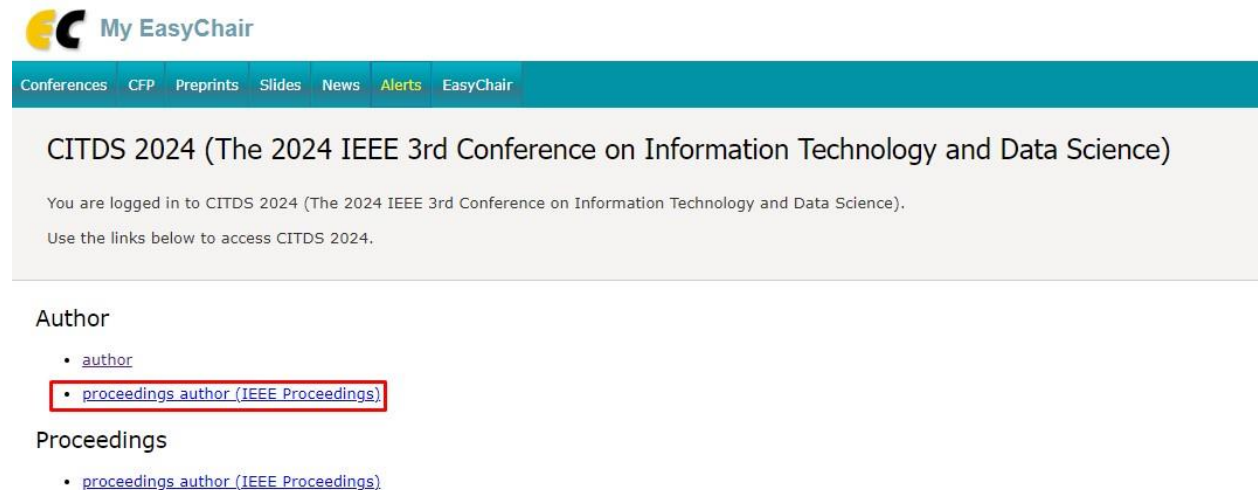
IMPORTANT: Authors must check their final PDF files before submission to verify that all fonts have been properly embedded and subset. Some font manufacturers now flag their fonts to not embed. These fonts must be avoided.

c) You will receive an email with your checked PDF or IEEE pdf eXpress-converted PDF attached. If you submitted a PDF for checking, the email will show if your file passed or failed. In case you submitted a PDF file that failed the check, please address the required issue and submit a new file for checking.

Additional technical information about IEEE PDF eXpress and its use can be found on <https://ieeepdf-express.org/External/UsingIEEEPDFeXpress>.

4. Final Paper Submission to EasyChair

After login you have to select the proceedings author role:

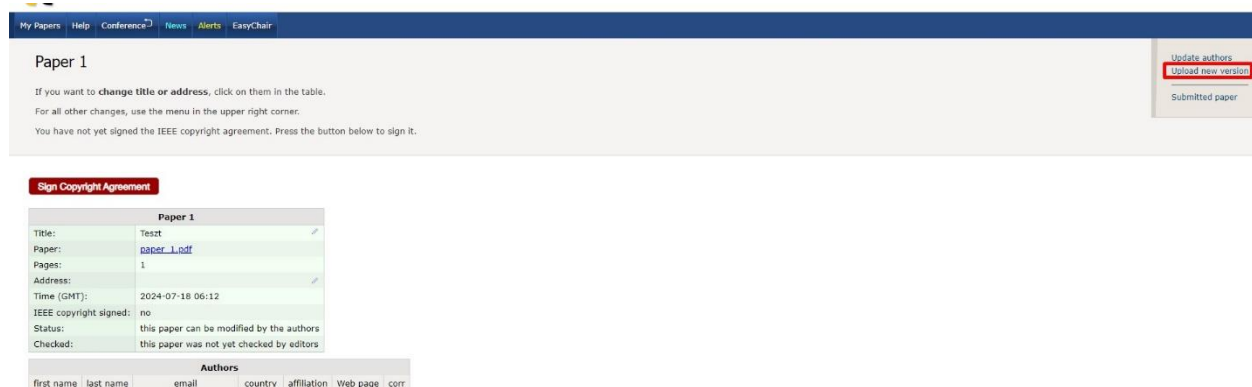


The screenshot shows the 'My EasyChair' interface. At the top, there is a navigation bar with links for 'Conferences', 'CFP', 'Preprints', 'Slides', 'News', 'Alerts', and 'EasyChair'. Below this, the main heading is 'CITDS 2024 (The 2024 IEEE 3rd Conference on Information Technology and Data Science)'. A message states: 'You are logged in to CITDS 2024 (The 2024 IEEE 3rd Conference on Information Technology and Data Science). Use the links below to access CITDS 2024.' Under the 'Author' section, there are two links: 'author' and 'proceedings author (IEEE Proceedings)', with the latter highlighted by a red box. Under the 'Proceedings' section, there is one link: 'proceedings author (IEEE Proceedings)'.

OR you log in to EasyChair using the author role and select the Final Version Access Link from My Submissions menu.

#	Authors	Title	View	paper	Program	Final Version
						access

You should upload your camera-ready version to EasyChair using the Upload New Version option from the top right menu of the screen.



My Papers Help Conference News Alerts EasyChair

Paper 1

If you want to **change title or address**, click on them in the table.
For all other changes, use the menu in the upper right corner.
You have not yet signed the IEEE copyright agreement. Press the button below to sign it.

Update authors
Upload new version
Submitted paper

Sign Copyright Agreement

Paper 1	
Title:	Testt ✓
Paper:	paper_1.pdf
Pages:	1
Address:	✓
Time (GMT):	2024-07-18 06:12
IEEE copyright signed:	no
Status:	this paper can be modified by the authors
Checked:	this paper was not yet checked by editors

Authors					
first name	last name	email	country	affiliation	Web page
					corr

Deadline for camera-ready paper submission: **July 30, 2024**. This is a strict deadline for camera-ready papers to be included in the 2024 IEEE 3rd Conference on Information Technology and Data Science (CITDS) Conference Proceedings on the IEEE Xplore database.

5. The electronic copyright agreement signature

IEEE requires all authors who intend to publish their camera-ready paper in the IEEE Xplore Digital Library to provide a transfer of the copyright.

If you click on the Final Version Access Link of your accepted paper as author, you will have access to the copyright agreement in EasyChair.

If you want to **change title or address**, click on them in the table.

For all other changes, use the menu in the upper right corner.

You have not yet signed the IEEE copyright agreement. Press the button below to sign it.

Sign Copyright Agreement

Title:

Paper:

Address:

Please fill in the copyright form with the relevant data.

Important: Present your paper at the Conference

To publish the camera-ready paper in the 2024 IEEE 3rd Conference on Information Technology and Data Science (CITDS) Conference Proceedings, an author of an accepted paper is required to register and present the paper at the conference.