

## Authors' instructions for camera-ready paper submission

Please note the following important date:

**Camera-ready paper submission: April 30, 2022**

Note: If you have further questions after reading these instructions for authors, please contact [toth.erzsebet@inf.unideb.hu](mailto:toth.erzsebet@inf.unideb.hu).

## 1. Formatting Instructions

Please adjust your final submission style according to the IEEE standard double column format. The final paper can be a maximum of 6 pages.

Please follow the formatting instructions on the IEEE templates. You have to use the same A4 and Latex templates as in the case of the original submission (see [http://www.ieee.org/conferences\\_events/conferences/publishing/templates.html](http://www.ieee.org/conferences_events/conferences/publishing/templates.html)).

Concerning the Latex template be sure to use the template's conference mode. Please use the A4 format and DO NOT use the US Letter format and do not paginate your paper regarding the A4 template.

## 2. Copyright Notice

Before creating the PDF of your final paper, you have to add the copyright notice to the bottom of the first page of your source document (MS Word or LaTeX). PLEASE ADD the appropriate copyright notice to your paper manually. It should appear at the bottom of the left column, on the first page only.

Note that the copyright notice may be different depending on the authorship. Please select the appropriate copyright notice to add to your manuscript based on the criteria below:

For papers in which all authors are employed by the US government, the copyright notice is:

**U.S. Government work not protected by U.S. copyright**

For papers in which all authors are employed by a Crown government (UK, Canada, and Australia), the copyright notice is:

**978-1-6654-9653-7/22/\$31.00 ©2022 Crown**

For papers in which all authors are employed by the European Union, the copyright notice is:

**978-1-6654-9653-7/22/\$31.00 ©2022 European Union**

For all other papers the copyright notice is: **978-1-6654-9653-7/22/\$31.00 ©2022 IEEE**

Using the LaTeX IEEEtran class, the following script placed before the `\begin{document}` statement will insert the copyright notice into the adequate place.

```
\IEEEoverridecommandlockouts\IEEEpubid{\makebox[\columnwidth]{978-1-6654-9653-7/22/\$31.00~\copyright~2022 IEEE \hfill}}\hspace{\columnsep}\makebox[\columnwidth]{ }}
```

### 3. PDF eXpress Online File Conversion/PDF Validation Tool

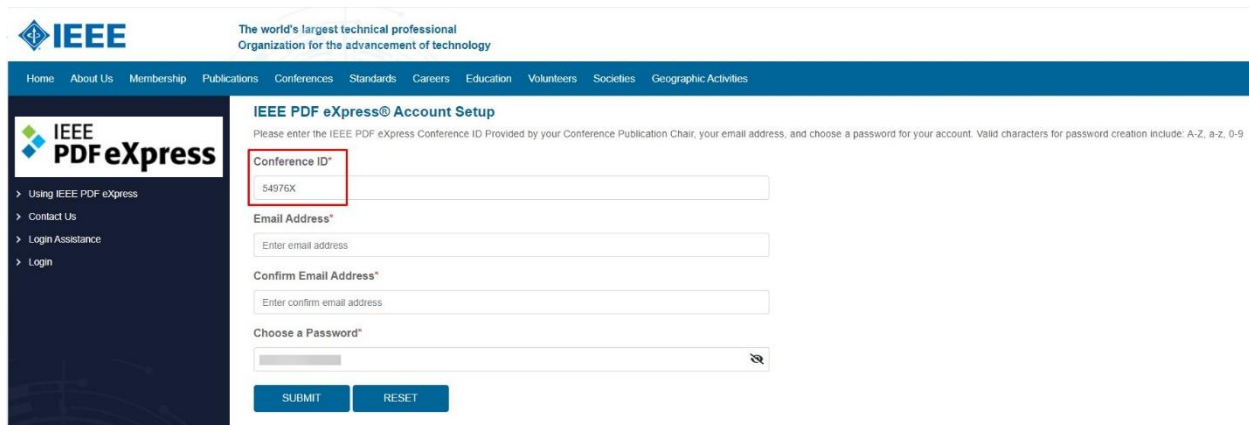
All papers submitted for publication have to meet the IEEE's quality standards. Access to IEEE PDF eXpress site, the IEEE's online file conversion/PDF validation tool, will assist authors in preparing suitable electronic files of their final papers. IEEE PDF eXpress helps authors to convert their papers to IEEE Xplore-compatible PDF files (conversion function) or to check their own PDF files for IEEE Xplore compatibility (PDF validation function).

**Important:** After using PDF eXpress, you will need to submit the IEEE Xplore-compatible PDF file of your final paper to the EasyChair conference site using the proceedings author role.

#### a) PDF eXpress validation:

To ensure that your paper will meet the IEEE requirements, please upload the source file (in Word or Latex) to the <https://ieee-pdf-express.org/account/login> website and validate the formatting.

1. Create a PDF eXpress account using the Conference ID **54976X**:



2. Then you will receive an e-mail to activate your account.

### Email Address Verified

Your email address has been successfully verified. Now you can log in to the portal.

LOGIN

3. After login you need to fill in your user profile.

#### IEEE PDF eXpress® User profile

**Personal Information**

Conference ID

54976X

Email Address

First Name\*

Enter first name

Middle Name

Enter middle name

Last Name\*

Enter last name

Suffix (Jr/Sr/III)

Salutation (Informal name)

Telephone Number

Enter telephone number

Fax Number

Enter fax number

Institution (affiliation)\*

Enter institution

Department\*

Enter department

Address\*

Enter address

Address 2

Enter address2

City\*

State

Enter state

Zip Code\*

Enter zip code


Country\*

Enter country

\*Indicates a required field

SUBMIT

4. Create New Title:



The world's largest technical professional  
Organization for the advancement of technology

Home

About Us

Membership

Publications

Conferences

Standards


Careers

Education

Volunteers

Societies

Geographic Activities



> Dashboard

> Using IEEE PDF eXpress

> Preparing Source Files

> FAQ's

> IEEE PDF eXpress Support

> New Article Templates

> IEEE Citation Reference

**IEEE PDF eXpress® Dashboard: 54976X**

- To begin, click on the "CREATE NEW TITLE" button. You can convert 20 source files and check 10 PDF files with one Paper ID.
- Click "RELOAD" button to refresh the PDF Conversion/Validation status.
- You are encouraged to correct all content, spelling, and grammatical errors before using this service.
- After using IEEE PDF eXpress®, submit your IEEE Xplore-Compatible PDF by

RELOAD

CREATE NEW TITLE

Paper ID	Paper Title	Status ⓘ
		Paper not found

If you do not receive a PDF within 24 Hours, contact Technical Support

✓

Create Title

2

Upload File

3

File Received Result

4

Convert PDF

×

Paper Title\*

Title of your paper

481 characters remaining

CONTINUE

✓

Create Title

✓

Upload File

3

File Received Result

4

Convert PDF

×

Drag and drop or [Browse](#) files to upload

BACK

CONTINUE

✓

✓

✓

4

Create TitleUpload FileFile Received ResultConvert PDF

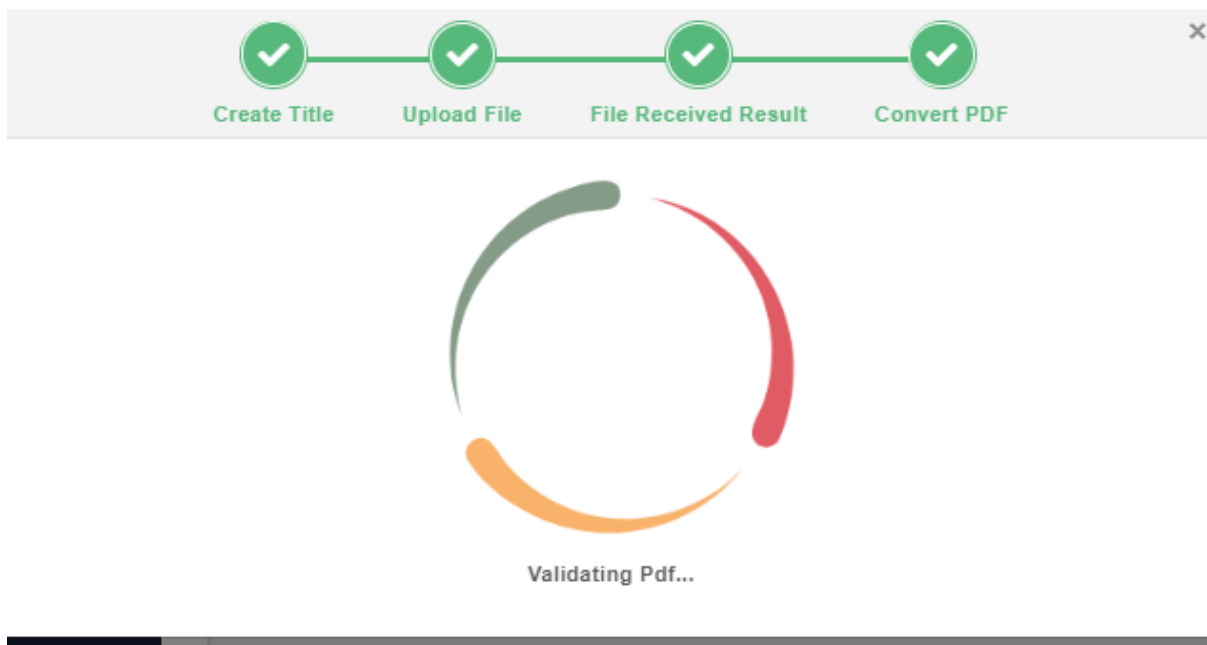
If you submitted a file for conversion, a PDF will be sent to you shortly via email. This PDF will also be available through your account. In addition, you will receive an email confirming receipt of your source file or archive.

File Detail	
File name:	[REDACTED].pdf
Size in bytes:	[REDACTED]
Content type:	application/pdf

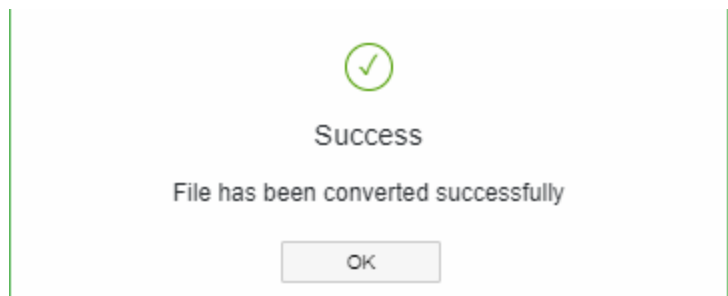
If you do not receive a PDF within 24 Hours, contact [Technical Support](#)

CONTINUE

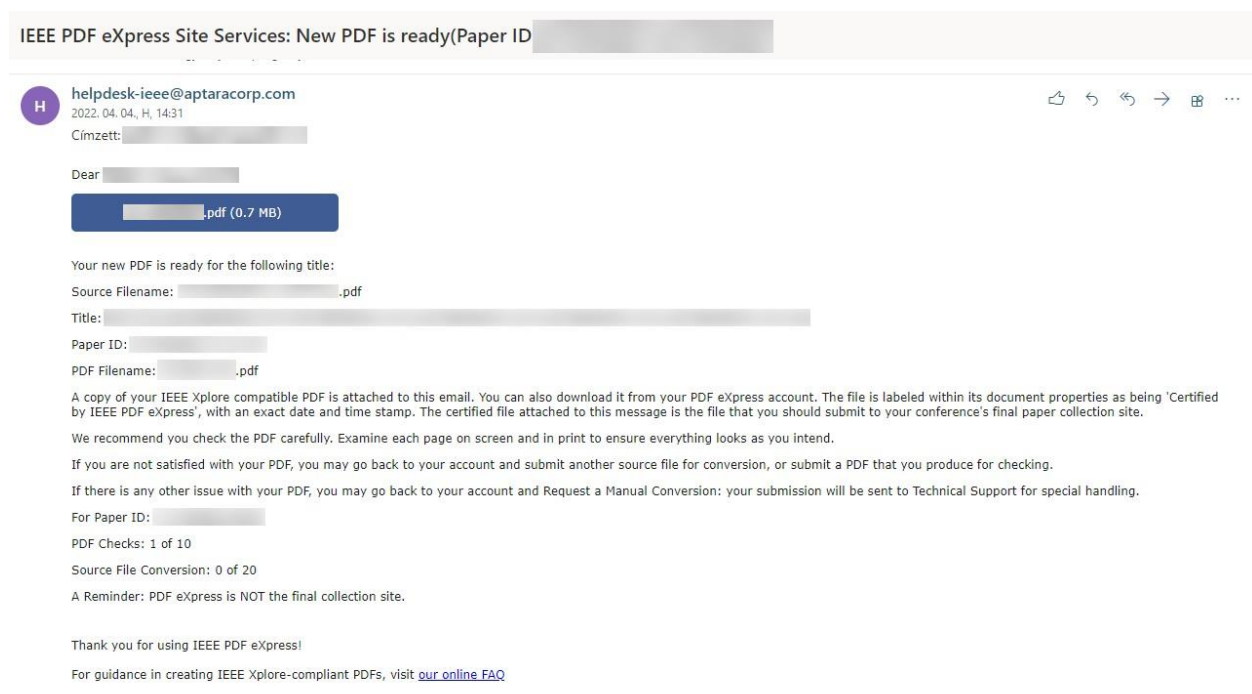
Here you will receive an e-mail immediately.



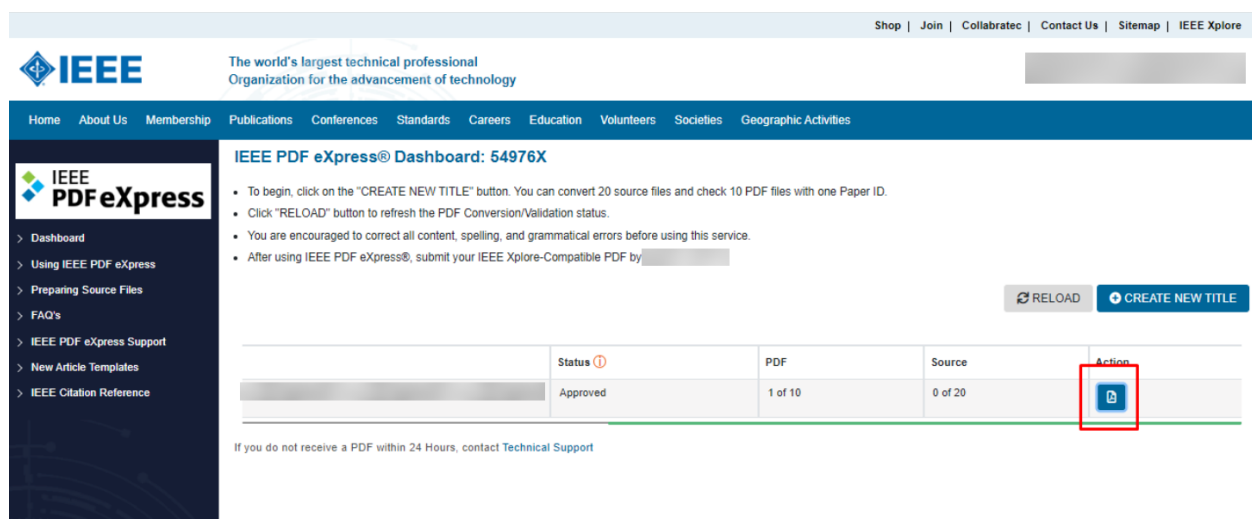
The PDF validation will take for a while, then finally you will receive the following notification.



You will receive an e-mail with the attached PDF.



However you can download the PDF from the IEEE PDF eXpress site as well.



b) If you would like to create your own PDF file, please change the setting on your PDF distiller to ensure your paper meets IEEE PDF specifications. Basic PDF distiller settings MUST be changed to:

- Optimized,
- Acrobat 5.0 compatibility,
- ALL graphics at least 300 dpi resolution (higher is preferred),
- ALL fonts MUST be embedded and subset,
- Postscript settings DO NOT override distiller settings

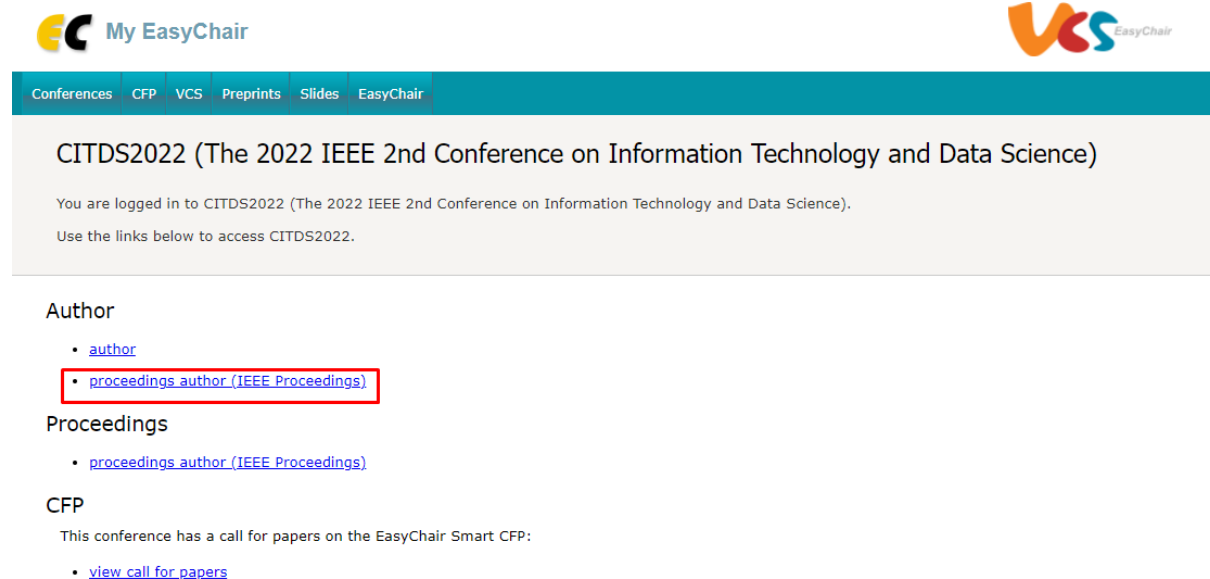
**IMPORTANT:** Authors must check their final PDF files before submission to verify that all fonts have been properly embedded and subset. Some font manufacturers now flag their fonts to not embed. These fonts must be avoided.

c) You will receive an email with your checked PDF or IEEE pdf eXpress-converted PDF attached. If you submitted a PDF for checking, the email will show if your file passed or failed. In case you submitted a PDF file that failed the check, please address the required issue and submit a new file for checking.

Additional technical information about IEEE PDF eXpress and its use can be found on <https://ieee-pdf-express.org/External/UsingIEEEPDFeXpress>.

## 4. Final Paper Submission to EasyChair

After login you have to select the proceedings author role:



The screenshot shows the 'My EasyChair' interface for the CITDS2022 conference. At the top, there is a navigation bar with links for Conferences, CFP, VCS, Preprints, Slides, and EasyChair. The main header displays 'CITDS2022 (The 2022 IEEE 2nd Conference on Information Technology and Data Science)'. Below this, a message states: 'You are logged in to CITDS2022 (The 2022 IEEE 2nd Conference on Information Technology and Data Science). Use the links below to access CITDS2022.' The interface is divided into three sections: 'Author', 'Proceedings', and 'CFP'. Under 'Author', there are two links: 'author' and 'proceedings author (IEEE Proceedings)', with the latter highlighted by a red rectangle. Under 'Proceedings', there is a link 'proceedings author (IEEE Proceedings)'. Under 'CFP', a message states 'This conference has a call for papers on the EasyChair Smart CFP:' followed by a link 'view call for papers'.

**My EasyChair**

Conferences CFP VCS Preprints Slides EasyChair

**CITDS2022 (The 2022 IEEE 2nd Conference on Information Technology and Data Science)**

You are logged in to CITDS2022 (The 2022 IEEE 2nd Conference on Information Technology and Data Science).  
Use the links below to access CITDS2022.

**Author**

- [author](#)
- [proceedings author \(IEEE Proceedings\)](#)

**Proceedings**

- [proceedings author \(IEEE Proceedings\)](#)

**CFP**

This conference has a call for papers on the EasyChair Smart CFP:


- [view call for papers](#)

OR you log in to EasyChair using the author role and select the Final Version Access Link from My Submissions menu.

#	Authors	Title	View	paper	Program	Final Version
						<a href="#">access</a>

You should upload your camera-ready version to EasyChair using the Upload New Version option from the top right menu of the screen.


CITDS2022 IEEE proceedings (proceedings author) - PROCEEDINGS

Conference on Information Technology and Data Science

Help / Log out

[My Papers](#)
[CITDS2022](#)
[Premium](#)
[Conference](#)
[News](#)
[EasyChair](#)

Update authors  
[Upload new version](#)  
Submitted paper

If you want to **change title or address**, click on them in the table.  
For all other changes, use the menu in the upper right corner.

Paper 1

Title:  
Paper:  
Pages:  
Address:  
Time (GMT):  
IEEE copyright signed:  
IEEE eCF paper id:  
Status:  
Checked:

this paper can be modified by the authors  
this paper was not yet checked by editors

Authors

first name	last name	email	country	affiliation	Web page	corr
------------	-----------	-------	---------	-------------	----------	------

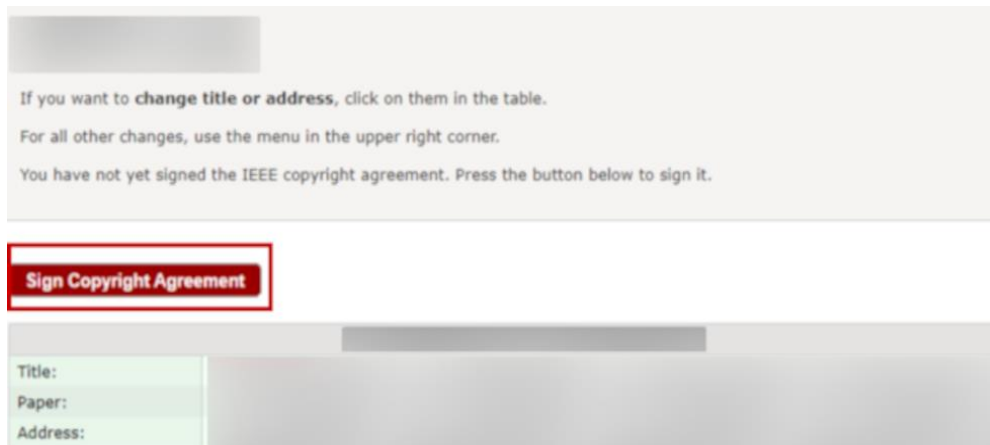
Deadline for camera-ready paper submission: **April 30, 2022**. This is a strict deadline for camera-ready papers to be included in the 2022 IEEE 2<sup>nd</sup> Conference on Information Technology and Data Science (CITDS) Conference Proceedings on IEEE Xplore database.

## 5. The electronic copyright agreement signature

IEEE requires all authors who intend to publish their camera-ready paper in the IEEE Xplore Digital Library to provide a transfer of the copyright.



If you click on the Final Version Access Link of your accepted paper as author, you will have an access to the copyright agreement in EasyChair.



The screenshot shows a user interface for signing a copyright agreement. At the top, there is a grey header bar. Below it, three lines of text provide instructions: "If you want to **change title or address**, click on them in the table.", "For all other changes, use the menu in the upper right corner.", and "You have not yet signed the IEEE copyright agreement. Press the button below to sign it." Below the text is a red button with the text "Sign Copyright Agreement". Below the button is a form with three rows: "Title:", "Paper:", and "Address:". Each row has a light green input field on the left and a grey rectangular area on the right for the user to enter information.

Please fill in the copyright form with the relevant data.

## Important: Present your paper at the Conference

To publish the camera-ready paper in 2022 IEEE 2<sup>nd</sup> Conference on Information Technology and Data Science (CITDS) Conference Proceedings, an author of an accepted paper is required to register and present the paper in the conference.